

Scaled data based on original data using  
LM-79-08 Approved Method: Electrical and Photometric Measurements of Solid-  
State Lighting Products

Test Report Prepared for  
Cooper Lighting Solutions  
(formerly Eaton)

Brand: McGRAW-EDISON

Report Number: P269985

Luminaire Tested: **GPC-AF-01-LED-E1-T3-7027**

Issue Date: 3/3/2020

**Test Information**

Test Method: LM-79-08  
Report Number: P269985  
TEST IS SCALED FROM IESNA LM-79-08 TEST DATA (P24140)  
Test Lab: INNOVATION CENTER P2  
Issue Date: 3/3/2020  
Manufacturer: COOPER LIGHTING SOLUTIONS (FORMERLY EATON)  
Product Line: MCGRAW-EDISON  
Catalog Number: GPC-AF-01-LED-E1-T3-7027  
Description: GALLEON PEDESTRIAN LUMINAIRE  
(1) 70 CRI, 2700K, 1050mA LIGHTSQUARE WITH 16 LEDS EACH AND TYPE III OPTICS  
Light Source: -  
Ballast/Driver: ELECTRONIC DRIVER

**Summary**

Lumens per Lamp: N/A  
Luminaire Lumens: 5524.8 lumens  
Efficiency: N/A  
Efficacy: 93.6 lumens/watt  
Luminous Opening: Rectangular (W 0.5' x L: 0.5' x H: 0')  
IES Classification: Type III - Short - Full Cutoff  
BUG Rating: B1 - U0 - G2

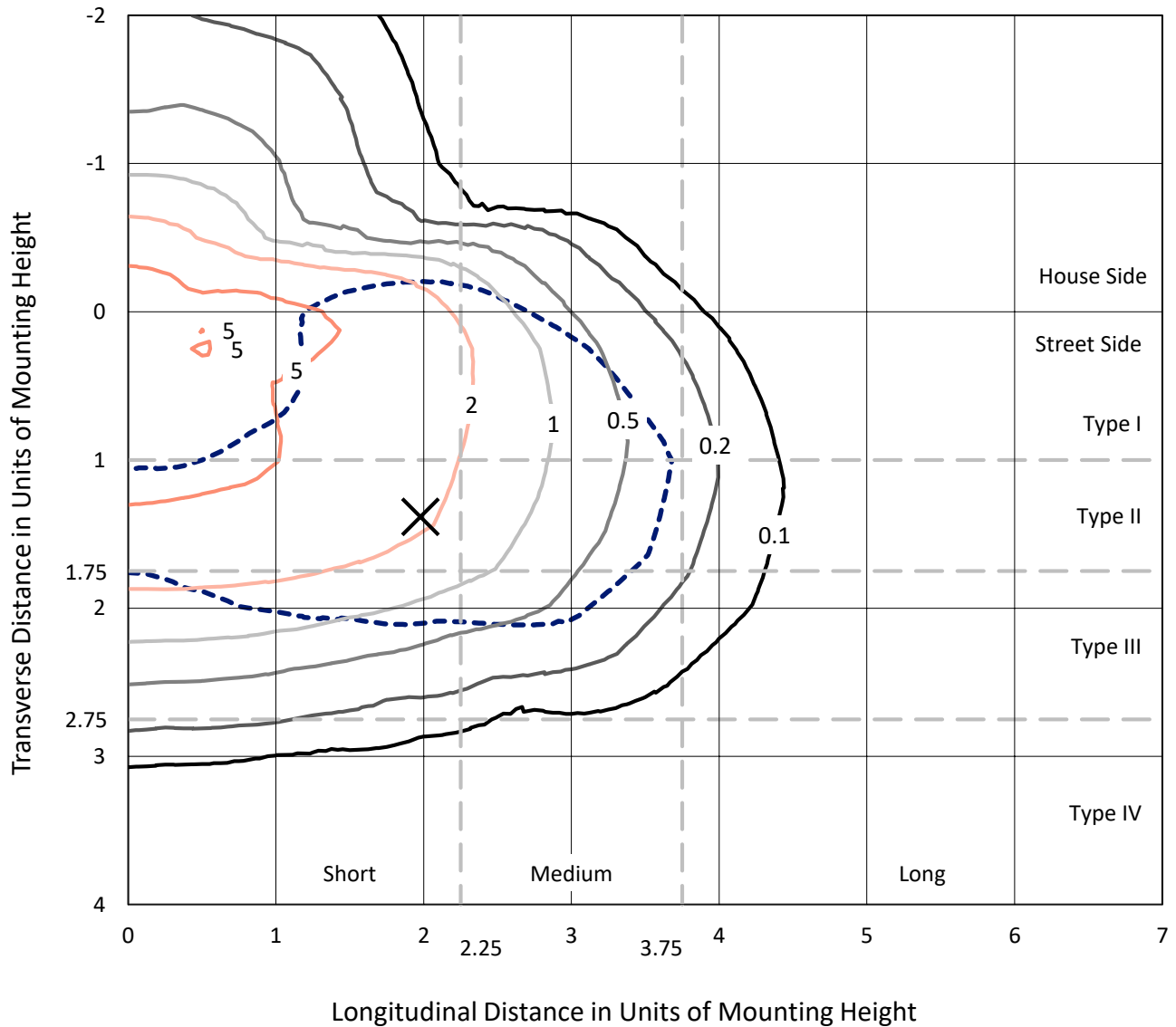
Input Watts (W): 59  
Input Voltage (V): NR  
Input Current (Ain): NR  
Voltage Rise (V): NR  
Power Factor: NR  
Total Harmonic Distortion (THDi): NR  
Frequency (hertz): 60  
Stabilization Time: NR  
Operation Time: NR  
Ambient Temperature (°C): NR  
Test Distance: 25 FT



REPORT NUMBER: P269985  
 CATALOG NUMBER: GPC-AF-01-LED-E1-T3-7027

### Iso-Footcandle Lines of Horizontal Illumination

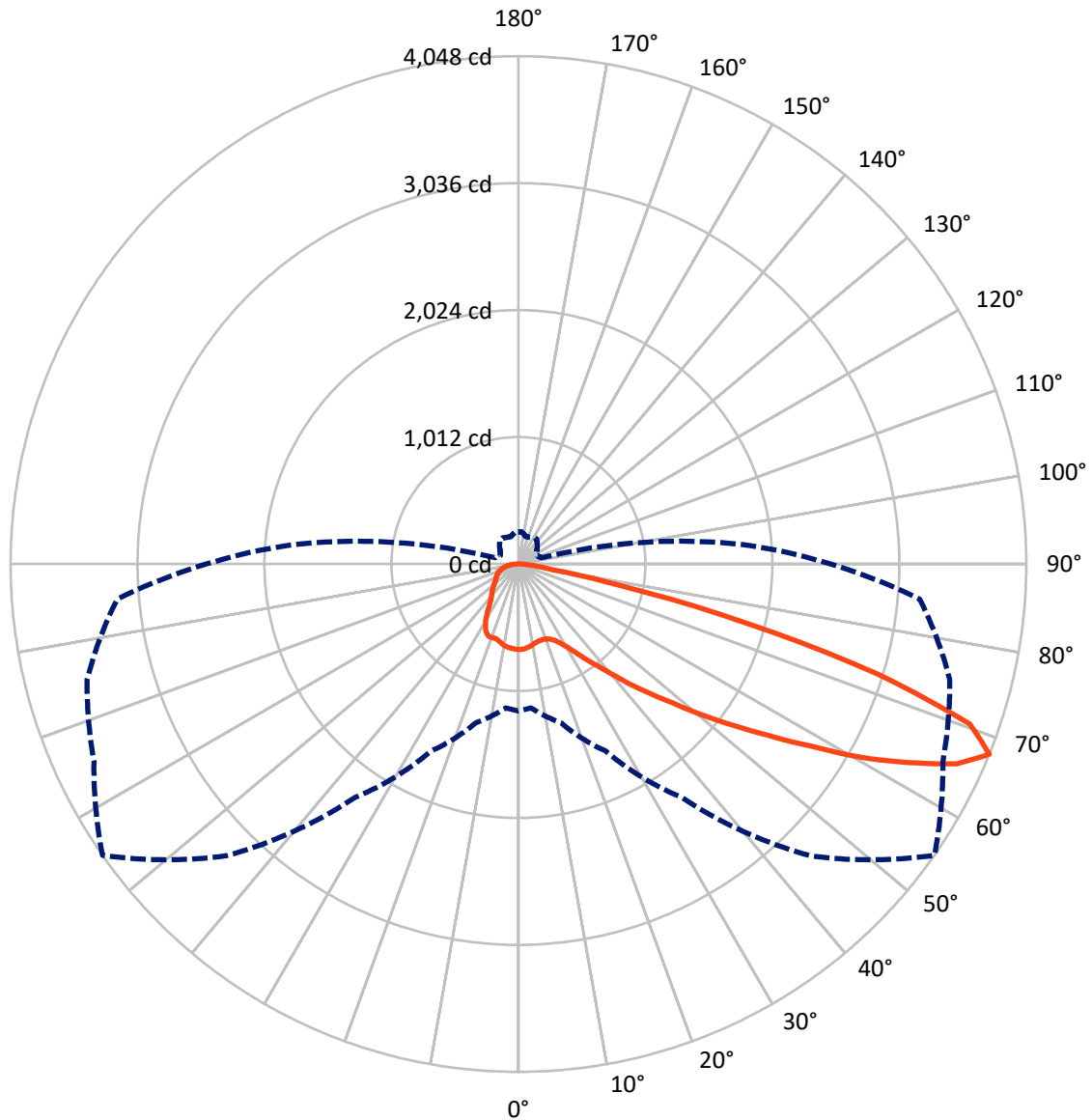
× Max cd  
 - - - 1/2 Max cd



Based on 10 foot mounting height. Maximum calculated value = 7 fc  
 Type III - Short - Full Cutoff

REPORT NUMBER: P269985  
CATALOG NUMBER: GPC-AF-01-LED-E1-T3-7027

### Luminous Intensity Polar Plot



— Vertical Plane Through 55-Deg Lateral    - - - Horizontal Cone Through 67.5-Deg Vertical

REPORT NUMBER: P269985

CATALOG NUMBER: GPC-AF-01-LED-E1-T3-7027

**FLUX DISTRIBUTION:**

		Downward	Upward	Total
<b>House Side</b>	Lumens	1193.5	0.0	1193.5
	% Fixture	21.6	0.0	21.6
<b>Street Side</b>	Lumens	4331.3	0.0	4331.3
	% Fixture	78.4	0.0	78.4
<b>Total</b>	Lumens	5524.8	0.0	5524.8
	% Fixture	100.0	0.0	100.0

**Coefficient of Utilization**

**ZONAL LUMENS:**

Zone	Lumens	% Fixture
0°-10°	63.6	1.2
10°-20°	180.1	3.3
20°-30°	301.7	5.5
30°-40°	496.1	9.0
40°-50°	835.1	15.1
50°-60°	1314.3	23.8
60°-70°	1568.5	28.4
70°-80°	673.5	12.2
80°-90°	91.8	1.7
90°-100°	0.0	0.0
100°-110°	0.0	0.0
110°-120°	0.0	0.0
120°-130°	0.0	0.0
130°-140°	0.0	0.0
140°-150°	0.0	0.0
150°-160°	0.0	0.0
160°-170°	0.0	0.0
170°-180°	0.0	0.0
0°-90°	5524.8	100.0
0°-180°	5524.8	100.0



REPORT NUMBER: P269985

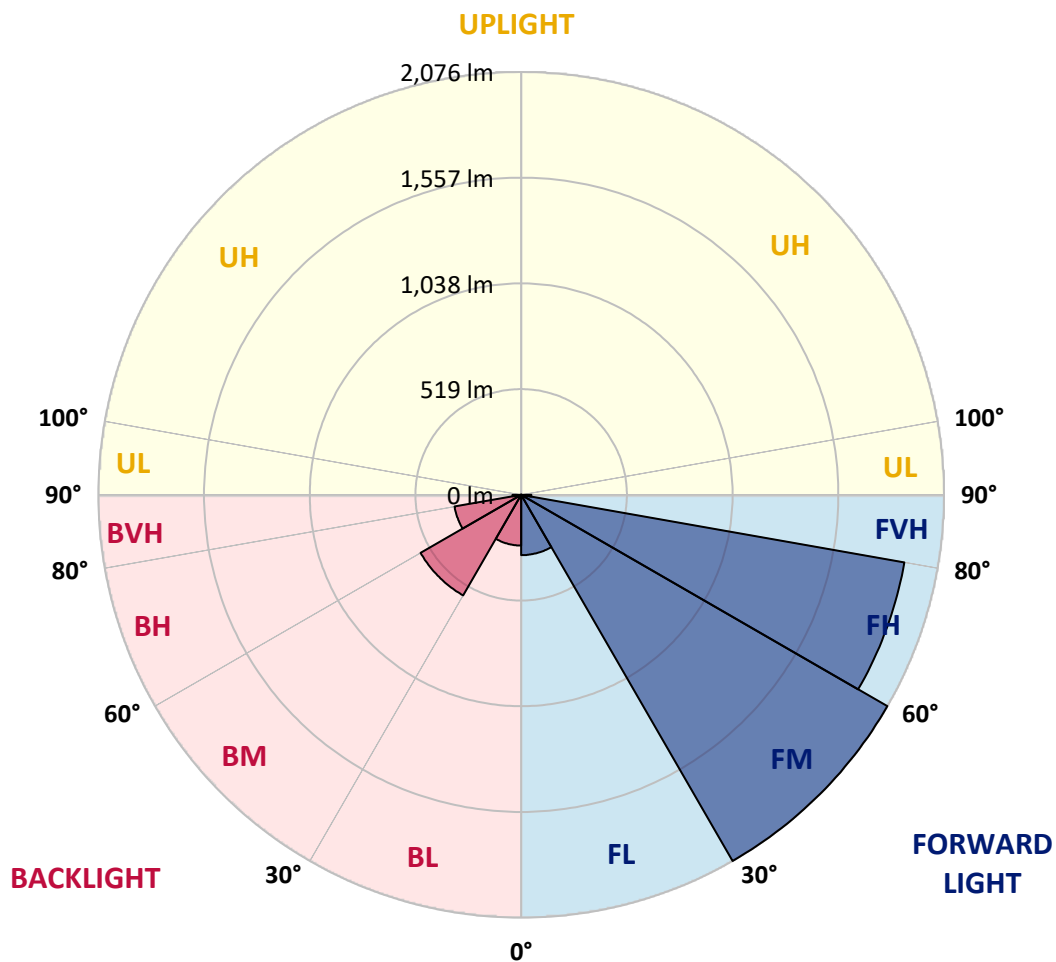
CATALOG NUMBER: GPC-AF-01-LED-E1-T3-7027

**LUMINAIRE CLASSIFICATION SYSTEM LUMEN TABLE AND BUG RATING:**

Zone		Lumens	% Fixture	Zone Rating/Lumen Limit		
				B	U	G
FL	(0°-30°)	296.1	5.4			
FM	(30°-60°)	2075.5	37.6			
FH	(60°-80°)	1909.9	34.6			G2/5000
FVH	(80°-90°)	49.7	0.9			G1/100
BL	(0°-30°)	249.2	4.5	B1/500		
BM	(30°-60°)	570.0	10.3	B1/1000		
BH	(60°-80°)	332.1	6.0	B1/500		G1/500
BVH	(80°-90°)	42.1	0.8			G1/100
UL	(90°-100°)	0.0	0.0		U0/0	
UH	(100°-180°)	0.0	0.0		U0/0	

**BUG Rating: B1-U0-G2**

Type III Short





REPORT NUMBER: P269985

CATALOG NUMBER: GPC-AF-01-LED-E1-T3-7027

**CANDELA DISTRIBUTION (FULL):**

	0°	5°	15°	25°	35°	45°	55°	65°	75°	85°	90°
0°	681.3	681.3	681.3	681.3	681.3	681.3	681.3	681.3	681.3	681.3	681.3
2.5°	675.3	675.6	676.2	678.3	680.1	679.7	679.9	678.8	678.6	677.1	678.6
5°	666.8	667.7	667.9	671.5	673.5	674.1	673.3	671.9	670.3	668.7	669.5
7.5°	647.4	649.6	649.7	654.5	658.1	662.6	662.9	663.0	662.3	661.2	662.9
10°	635.1	635.6	635.5	638.9	641.5	646.6	649.6	654.5	656.8	657.2	658.3
12.5°	634.4	633.8	632.9	632.9	632.1	634.4	639.7	646.8	651.9	653.4	654.9
15°	642.8	642.6	640.0	635.9	630.8	629.3	633.8	641.7	648.4	651.9	653.2
17.5°	662.1	660.4	656.2	647.0	636.2	631.9	632.4	639.1	646.8	651.5	652.7
20°	697.3	697.3	688.2	671.2	651.6	641.5	636.7	640.8	648.1	654.3	656.2
22.5°	758.1	758.7	743.4	715.4	682.6	661.1	648.9	648.1	657.0	663.8	666.1
25°	844.2	842.3	820.8	780.7	731.0	695.2	674.3	669.5	677.1	684.8	687.5
27.5°	944.7	936.9	911.6	863.2	798.7	746.4	714.3	706.5	713.9	722.6	725.3
30°	1043.9	1035.8	1005.7	952.9	881.1	814.9	769.0	756.6	766.7	779.2	780.7
32.5°	1143.2	1143.2	1109.5	1048.0	969.7	896.9	841.9	827.0	843.8	859.0	862.5
35°	1261.8	1262.5	1229.9	1155.7	1071.7	994.6	934.0	923.0	948.4	959.0	967.4
37.5°	1408.0	1410.8	1368.9	1279.2	1187.2	1106.2	1033.9	1019.0	1044.4	1073.6	1100.2
40°	1565.6	1569.2	1523.2	1412.7	1320.6	1235.8	1157.8	1130.8	1173.0	1228.5	1262.9
42.5°	1716.1	1735.3	1690.8	1577.1	1478.2	1390.2	1311.3	1272.1	1324.9	1408.7	1438.5
45°	1933.6	1947.4	1869.8	1766.7	1673.6	1575.4	1470.9	1429.6	1503.5	1609.1	1615.2
47.5°	2078.5	2068.1	2028.6	1964.6	1905.6	1813.8	1656.4	1611.0	1709.1	1833.5	1799.0
50°	2155.7	2158.7	2153.4	2157.2	2159.3	2101.8	1883.7	1821.6	1938.6	2088.9	2009.7
52.5°	2227.6	2206.2	2223.9	2311.5	2417.1	2395.8	2131.0	2066.2	2184.7	2372.2	2232.2
55°	2226.0	2193.5	2250.9	2405.4	2634.5	2659.2	2408.8	2334.2	2444.8	2676.2	2468.1
57.5°	2147.3	2148.9	2237.3	2439.5	2786.2	2906.7	2731.1	2619.1	2720.7	2984.2	2683.4
60°	2039.1	2053.6	2180.9	2433.9	2907.5	3109.8	3126.7	2926.3	2991.0	3264.1	2861.7
62.5°	1864.3	1879.7	2055.2	2375.7	2889.2	3305.5	3484.3	3274.7	3273.8	3433.9	2914.0
65°	1588.6	1584.0	1768.5	2158.3	2734.7	3450.1	3839.4	3576.1	3486.6	3436.5	2808.8
67.5°	1171.5	1151.2	1309.4	1643.8	2273.0	3288.1	4048.3	3732.9	3559.3	3210.5	2487.5
70°	607.9	587.6	715.7	959.8	1494.9	2566.3	3817.0	3651.8	3398.8	2691.1	1948.9
72.5°	259.9	256.5	308.5	421.0	723.1	1480.1	2993.0	3160.9	2916.3	2005.0	1339.8
75°	174.8	173.7	193.1	229.4	325.2	600.6	1873.0	2243.6	2133.7	1243.3	753.6
77.5°	137.1	135.9	147.3	164.8	210.8	237.0	831.2	1204.5	1114.8	541.1	329.8
80°	107.3	106.2	113.5	123.0	151.5	149.5	273.5	479.2	370.9	207.4	160.3
82.5°	84.6	84.6	90.5	90.6	107.5	102.0	142.8	211.1	185.2	120.9	98.3
85°	77.3	77.3	83.5	67.8	70.2	64.3	88.7	125.1	117.4	49.6	42.7
87.5°	38.9	37.9	70.2	60.0	38.2	34.1	43.2	60.5	65.0	27.5	21.4
90°	0.0	0.0	0.0	0.0	0.0	0.0	0.0	0.0	0.0	0.0	0.0



REPORT NUMBER: P269985

CATALOG NUMBER: GPC-AF-01-LED-E1-T3-7027

**CANDELA DISTRIBUTION (continued):**

	95°	105°	115°	125°	135°	145°	155°	165°	175°	180°
0°	681.3	681.3	681.3	681.3	681.3	681.3	681.3	681.3	681.3	681.3
2.5°	678.1	677.9	678.3	678.6	680.7	683.7	685.0	686.8	687.9	687.5
5°	670.0	670.6	672.7	674.3	678.1	682.8	685.5	687.7	689.4	688.7
7.5°	663.4	664.7	667.9	669.2	671.5	672.7	672.4	673.3	674.8	673.0
10°	659.6	661.2	663.7	661.8	656.8	649.6	642.8	639.4	640.4	639.1
12.5°	655.9	658.1	656.2	647.4	633.2	624.0	618.8	619.3	621.7	622.3
15°	653.7	654.5	646.6	630.0	615.6	614.4	617.0	616.3	616.6	616.6
17.5°	653.7	651.6	636.7	620.2	614.0	611.7	603.3	592.9	588.4	586.9
20°	657.2	651.6	633.6	622.5	609.2	588.7	566.8	547.5	539.1	536.6
22.5°	667.7	658.1	642.6	623.7	585.8	551.3	516.6	493.7	478.2	475.6
25°	688.7	678.1	660.4	609.5	548.3	499.3	459.8	434.2	418.7	416.5
27.5°	725.6	718.6	670.0	578.2	498.6	446.2	409.5	389.9	378.4	377.6
30°	781.0	777.7	665.3	532.1	437.7	394.6	377.1	365.6	357.0	356.7
32.5°	869.6	841.6	649.6	475.8	381.9	358.2	350.9	344.1	337.4	337.4
35°	983.6	893.5	619.7	415.5	348.0	337.9	328.8	317.8	308.9	308.5
37.5°	1117.5	925.4	566.0	366.9	332.0	324.2	310.9	294.6	279.2	276.5
40°	1252.9	935.0	490.5	337.0	321.9	310.6	294.4	275.2	260.1	259.4
42.5°	1376.9	916.6	410.4	316.6	311.7	296.7	279.6	262.6	250.8	250.5
45°	1481.0	868.9	343.2	297.0	301.0	284.3	269.0	255.1	246.0	244.2
47.5°	1579.0	801.4	295.9	276.5	290.3	277.2	264.5	251.3	242.5	241.3
50°	1692.6	728.4	262.8	256.5	281.0	274.8	268.1	254.6	239.8	238.3
52.5°	1830.2	665.6	237.0	238.8	273.9	278.0	277.8	263.7	238.1	235.9
55°	1983.9	595.5	217.5	224.4	270.8	284.0	280.2	272.1	239.7	236.4
57.5°	2135.4	513.9	203.8	213.4	266.5	283.3	268.8	257.3	243.4	238.8
60°	2248.7	404.2	193.4	203.8	257.3	274.6	256.1	240.9	242.5	239.0
62.5°	2256.3	312.5	180.9	195.7	243.1	265.8	247.9	233.7	246.0	242.8
65°	2123.6	236.2	168.9	185.7	227.9	260.1	239.8	229.7	253.2	249.8
67.5°	1787.8	190.0	158.8	175.6	212.7	248.4	232.8	226.1	259.6	253.5
70°	1290.8	162.0	148.8	163.3	199.1	235.0	226.4	219.4	242.4	232.8
72.5°	794.7	140.3	137.7	147.1	188.6	221.3	216.8	206.8	218.3	210.6
75°	396.8	121.7	125.1	131.1	174.0	205.4	200.7	190.8	192.3	190.8
77.5°	190.0	104.1	110.5	115.1	155.0	187.6	182.5	172.4	170.5	170.8
80°	120.4	87.0	93.2	96.3	138.5	166.7	161.8	151.5	173.0	160.3
82.5°	75.3	70.6	72.4	78.2	120.6	145.2	138.5	129.4	155.9	123.2
85°	41.6	49.3	51.6	56.6	92.9	121.5	114.8	103.2	92.5	91.0
87.5°	24.9	29.4	30.2	33.9	62.4	87.8	77.7	73.7	61.2	60.8
90°	0.0	0.0	0.0	0.0	0.0	0.0	0.0	0.0	0.0	0.0

(END OF REPORT)